
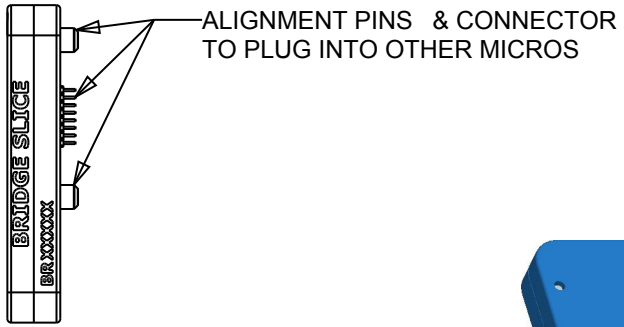
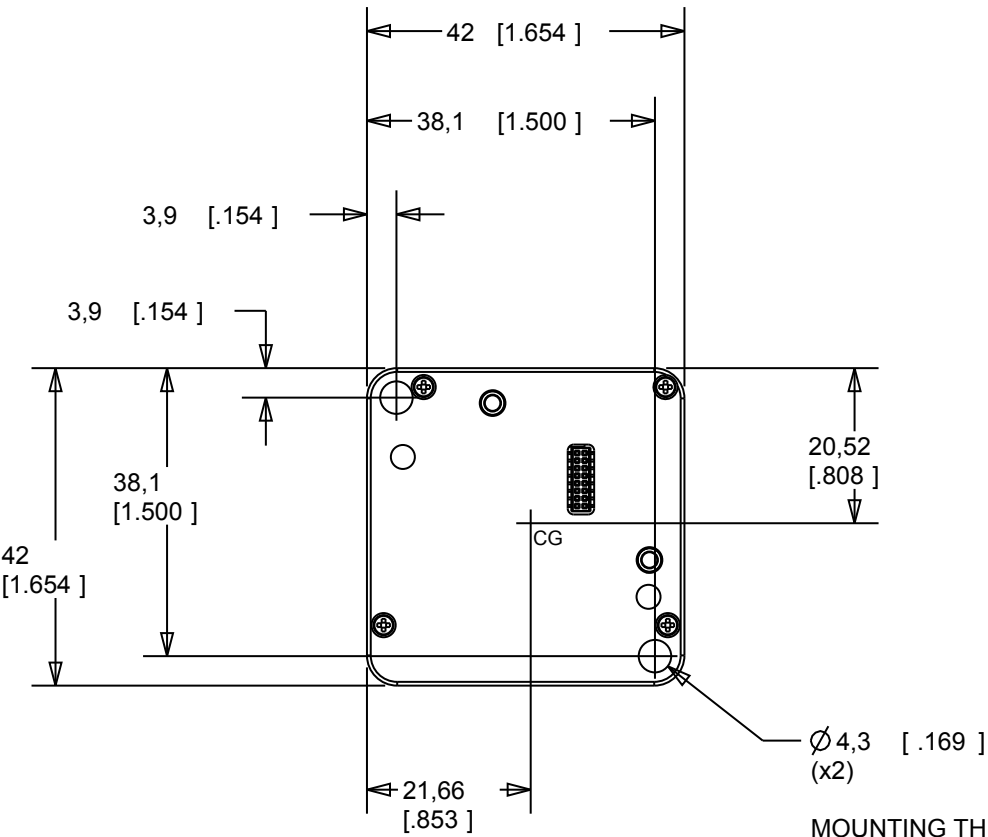
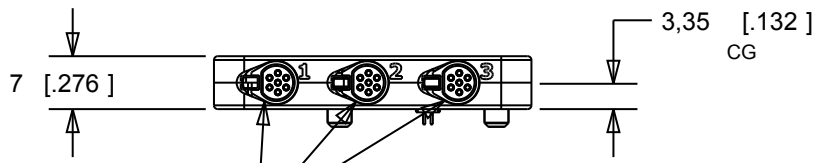


REVISIONS			
REV	DESCRIPTION	DATE	APPR



MOUNTING THRU HOLES FOR:
6-32 (LOOSE FIT) M4 (FREE FIT) 8-32 (TIGHT FIT)



7-PIN OMNETICS
CIRCULAR CONNECTORS
(x3)

MM [INCH]
ALL DIMENSIONS ± 0.13 [0.005]
CENTER OF GRAVITY ± 2 [0.079]
WEIGHT: 25 GRAMS ± 2 GRAMS

UNLESS OTHERWISE SPECIFIED
DIMENSION ARE IN MM
TOLERANCES ARE:
DECIMALS: ANGLES:
.X ± .25 ± .5°
.XX ± .1

DO NOT SCALE DRAWING

DTS 909 ELECTRIC AVE, SUITE 206
SEAL BEACH, CA 90740
562-493-0158

NAME/DESC:
**SLICE MICRO BRIDGE,
MOUNTING DIMENSIONS**

MATERIAL: 6061-T651 ALUMINUM CASE	DRAWING NO: SLICE-M2D-1477	REV: 0
DRAWN BY: G NEWTON 2-17-10	SIZE: A	SCALE: 1:1
		SHEET: 1 OF 1