

HS-420 Accelerometer

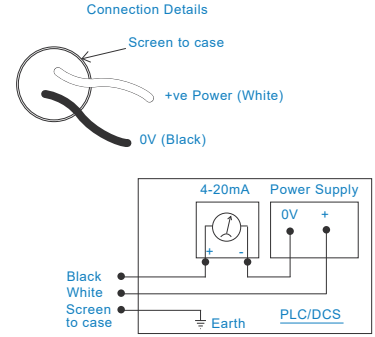
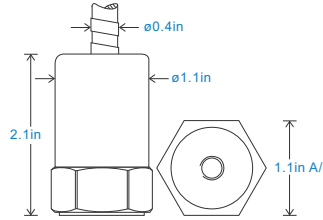
4-20mA velocity output via FEP with Protective Conduit

Key Features

- For use with PLC/DCS systems
- Customizable features

Industries

Building services, Pulp and Paper, Mining, Metals, Utilities, Automotive, Water, Pharmaceutical



Technical Performance

Mounted Base Resonance	5kHz min
Velocity Ranges	see: 'How To Order' table $\pm 10\%$ Nominal 80Hz at 72°F
Frequency Response	600cpm (10Hz) to 60kcpm (1kHz) $\pm 5\%$ - ISO10816
Isolation	Base isolated
Range	50g peak
Transverse Sensitivity	Less than 5%

Mechanical

Case Material	Stainless Steel
Sensing Element/Construction	PZT/Compression
Mounting Torque	5.9ft. lbs
Weight	5.2 oz. (nominal) body only
Maximum Cable Length	3,280 ft.
Standard Cable Length	16 ft.
Mounting Threads	see: 'How To Order' table
Conduit Material	304 Stainless Steel
Conduit Length	Conduit Length is approx. 1.6ft shorter than the cable Maximum Conduit Length: 98 ft.

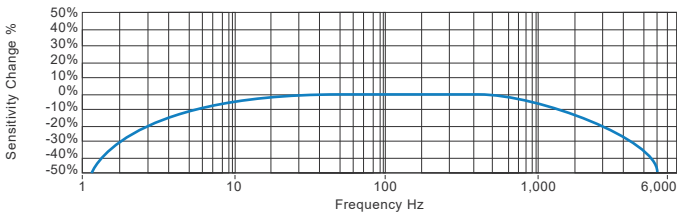
Electrical

Current Output	4-20mA DC proportional to Velocity Range
Supply Voltage	15-30 Volts DC (for 4-20mA)
Settling Time	2 seconds
Output Impedance	Loop Resistance 600 Ohms max. at 24 Volts
Case Isolation	$>10^8$ Ohms at 500 Volts

Environmental

Operating Temperature Range	-13 to 248°F
Sealing	IP65
Maximum Shock	5000g
EMC	EN61326-1:2013

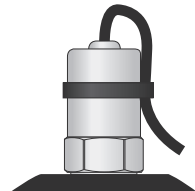
Typical Frequency Response



Applications

Fans, Motors, Pumps, Compressors, Centrifuges, Conveyors, Air Handlers, Gearboxes, Rolls, Dryers, Presses, Cooling, VAC, Spindles, Machine Tooling, Process Equipment

Vibration sensor should be firmly fixed to a flat surface (spot face surface may be needed to be produced and cable anchored to sensor body.)



How To Order

Product Prefix HS - Hansford Sensors	Product Series 420 - Industrial Vibration Sensor	Cable Length (if integral cable) UXX - length specified in feet													
H	S	4	2	0	X	X	X	X	X	X	X	X	X	X	X
Extra Options (if required) F - Filtered I - Intrinsically Safe L - 316L Stainless Steel RT - Temperature Output PT100 S - 90° Side Exit T - Temperature Output					Velocity Range (RMS unless specified) 012 - 1/2 IPS 025 - 1 IPS 050 - 2 IPS 100 - 4 IPS			Cable/Connector 30C - FEP with Protective Conduit			Mounting Threads 02 - 1/4-28" UNF Male 06 - M6 x 1mm Male 08 - M8 x 1.25mm Male				
U - Imperial Range UP - Imperial Peak Range UPP - Imperial Peak to Peak Range															



www.hansfordsensors.com
sales@hansfordsensors.com



We reserve the right to alter the specification of this product without prior notice
TS813U.3