

PROPRIETARY AND CONFIDENTIAL

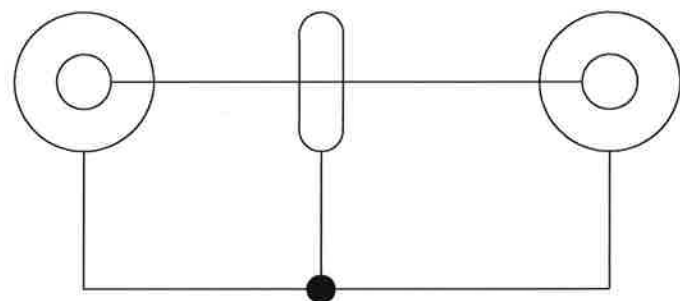
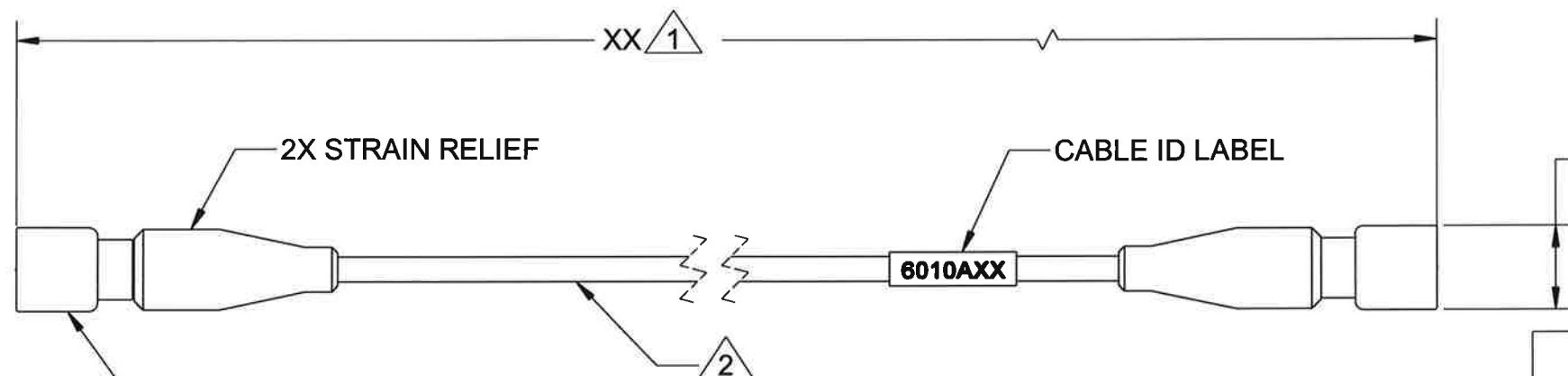
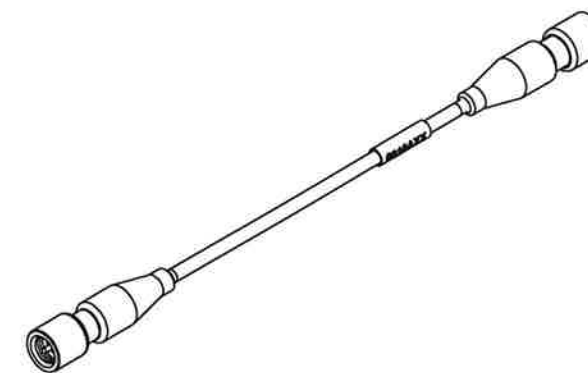
THE INFORMATION CONTAINED IN THIS DRAWING IS THE SOLE PROPERTY OF DYTRAN INSTRUMENTS INC. ANY REPRODUCTION IN PART OR AS A WHOLE WITHOUT THE WRITTEN PERMISSION OF DYTRAN INSTRUMENTS INC. IS PROHIBITED

REVISIONS

REV.	ECN	DESCRIPTION	BY/DATE	CHK	APPR
B	12749	REDRAWN IN SOLIDWORKS	JS 06/20/16	LA	LN
C	12972	NOTE 3 WAS: TEMPERATURE RANGE: -55 °C (-67 °F) TO 115 °C (239 °F).	LA 09/23/16	9/	LN

1 CABLE LENGTH TOLERANCE

ENGLISH		[METRIC]	
≤1FT	+1/ -0 IN	≤0.3m	+25mm -0mm
>1 FT - 5 FT	+2/ -0 IN	.0.3 m-1.5m	+50mm -0mm
> 5 FT - 10 FT	+4/ -0 IN	>1.5m-3m	+100mm -0mm
>10 FT - 25FT	+6 / -0 IN	>3m-7.5m	+150mm -0mm
>25 FT	+5% / -0%	>7.5m	+5%/-0%



SCHMATIC DIAGRAM

2 SINGLE CONDUCTOR SHIELDED CABLE	
AWG	30-7/38 SILVER PLATED COPPER
TEMP	200 DEG C WIRE RATED
DIAMETER	Ø.074±.006
WITHSTANDING VOLTAGE	2000 VAC
JACKET	WHT PTFE WRAP .005-.010 WALL
CONDUCTOR INSULATION	EXTRUDED PTFE, NATURAL, Ø.033 ±.002
CAPACITANCE (SHIELD TO CONDUCTOR)	32 pF/FT
IMPEDANCE	50 OHMS
INDUCTANCE	.80 microH/FT
SHIELD	38 AWG SILVER PLATED COPPER BRAID, 95% MIN COVERAGE, Ø.054 NOM
MINIMUM BEND RADIUS	.38 IN

- 3. TEMPERATURE RANGE:-55 °C (-67 °F) TO 200 °C (392 °F).
 - 2 SEE TABLE FOR CABLE SPECIFICATIONS.
 - 1 PART NUMBER 6010AXX (XX DENOTES LENGTH IN FEET).
- NOTES: UNLESS OTHERWISE SPECIFIED

UNLESS OTHERWISE SPECIFIED:
 INTERPRET DIM & TOL PER
 ASME Y14.5M - 1994.
 REMOVE BURRS.
 COUNTERSINK INTERNAL THDS
 90° TO MAJOR DIA.
 CHAM EXT THDS 45° TO MINOR DIA.
 THD LENGTHS AND DEPTHS ARE FOR
 MIN FULL THDS.
 DIMENSIONS APPLY AFTER FINISHING.

ALL MACHINED SURFACES.
 TOTAL RUNOUT WITHIN .005.
 BREAK SHARP EDGES .005 TO .010.
 MACHINED FILLET RADII .005 TO .015.
 WELDING SYMBOLS PER AWS A2.4.
 ABBREVIATIONS PER MIL-STD-12.

UNLESS OTHERWISE SPECIFIED:
 DIMENSIONS IN BRACKETS () ARE IN
 MILLIMETERS TOLERANCES ARE:

DECIMALS	METRIC	ANGLES
.XX ±.03	.X ± 0.8	±1°
.XXX ±.010	.XX ±0.25	

APPROVALS		DATE
ORIG	NC	07/18/02
CHK	MPH	07/18/02
APP	CES	07/18/02

DO NOT SCALE DRAWING

MASTER COPY
 ONLY IF IN RED
 DYTRAN INSTRUMENTS, INC. Chatsworth, CA

TITLE: **OUTLINE/INSTALLATION DRAWING CABLE ASSEMBLY, 10-32 TO 10-32, MODEL 6010A**

SIZE	CAGE CODE	DWG NO	REV
B	2W033	127-6010A	C

SCALE: 1:1 SHEET 1 OF 1