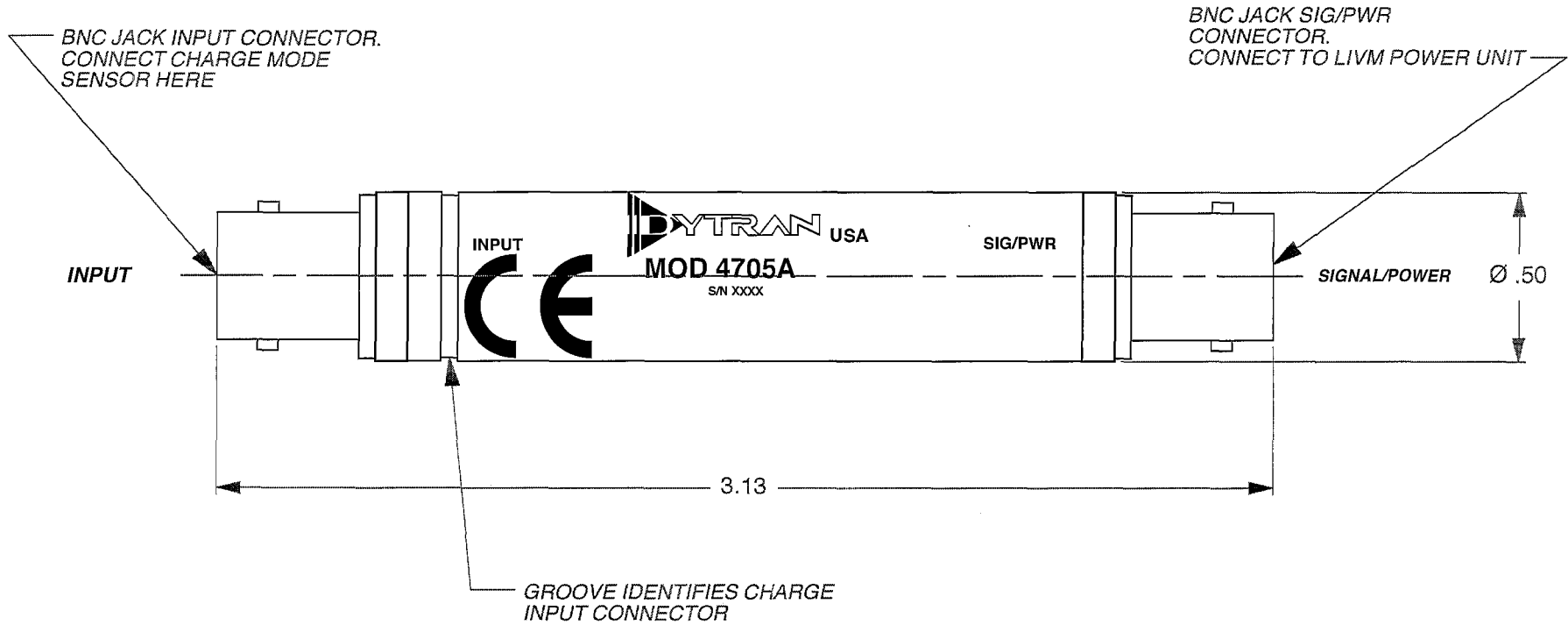


REV	ECN	DESCRIPTION	BY/DATE	CHK	APPR
A	6389	REMOVED "INSTRUMENTS, INC" FROM MARKING	RLA 11/11/09	JS	DV
B	7488	ADDED "CE" MARKING	RLA 04/18/11	JS	DV
C	10244	INCREASED SIZE OF "CE" MARKING	RLA 08/12/13	EM	DN



1. WEIGHT: 27 GRAMS

<b>DYTRAN</b> INSTRUMENTS, INC.		<b>MASTER</b> ONLY IF IN RED		CHATSWORTH, CA.	
SCALE	2X	REV	-	DATE	SEE REV BLK
DATE	1/7/94	PART NO.		ECN	-
DRAWN	N.C.	CHECKED	D.Z.	MAT'L	
APPROVED	N.C.	1/7/94	NEXT ASSEMBLY	USED ON	4705A
TITLE				DWG NO.	
OUTLINE/INSTALLATION DRAWING, SERIES 4705A				127-4705A	
SHEET 1 OF 1					

<b>Model Number</b> 4705A4	<b>PERFORMANCE SPECIFICATION</b>		<b>DOC NO</b> PS4705A4
	<b>CHARGE AMPLIFIER, IN-LINE</b>		REV A, ECN 12922, 08/23/16



- FAST TURN ON TIME
- MINIATURE PACKAGE

**PHYSICAL**

	ENGLISH		SI	
Weight, Max	1.2	oz	33	grams
Connector	BNC Jack		BNC Jack	
	BNC Jack		BNC Jack	
Housing	300 Series S.S.		300 Series S.S.	
Isolation	Case Grounded		Case Grounded	

**PERFORMANCE**

	ENGLISH		SI	
Sensitivity, ±5%	0.1	mV/pC	0.1	mV/pC
Input Range, ±5V out	±50000	pC	±50000	pC
Frequency Range, -5%	4.8-660	Hz	4.8-660	Hz
	1.6-2000	Hz	1.6-2000	Hz
Feedback Capacitor	10000	pF	10000	pF
Thermal Coefficient of Sensitivity, Max.	0.02	%/°F	0.04	%/°C
Minimum Source Resistance	1	MΩ	1	MΩ

**ELECTRICAL**

	ENGLISH		SI	
Supply Current Range [1]	2 to 20	mA	2 to 20	mA
Compliance Voltage Range	+18 to +30	VDC	+18 to +30	VDC
Output Impedance, Typ.	100	Ω	100	Ω
Output Bias Voltage	11	VDC	11	VDC
Discharge Time Constant	0.6	sec	0.6	sec

**ENVIRONMENTAL**

	ENGLISH		SI	
Shock Max.	2000	g pk	19620	m/s <sup>2</sup>
Vibration Max.	300	g pk	2943	m/s <sup>2</sup>
Operating Temperature	-50 to +185	°F	-46 to +85	°C
Seal	Epoxy		Epoxy	

**This family also includes:**

Model	Sensitivity (mV/pC)	Range (pC)	Insulation Resistance (Ω)	Feedback Capacitor (pF)
4705A1	50	100	1G	50
4705A2	10	500	200M	100
4705A3	1.0	5000	2M	1000


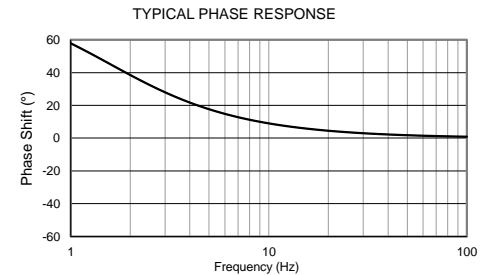
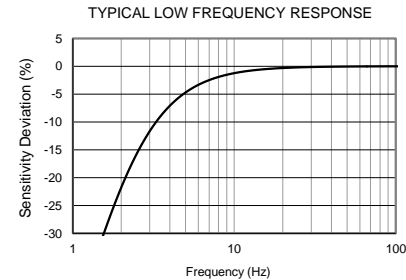
Refer to the performance specifications of the products in this family for detailed description

**Supplied Accessories:**

- 1) Accredited calibration certificate (ISO 17025)

**Notes:**

- [1] Do not apply power to this device without current limiting, 20 mA MAX. To do so will destroy the integral IC amplifier.



Units on the line drawing are in inches, units in brackets are in millimeters. Refer to 127-4705A for more information.



21592 Marilla Street, Chatsworth, California 91311 Phone: 818.700.7818 Fax: 818.700.7880 www.dytran.com  
For permission to reprint this content, please contact info@dytran.com