

PROPRIETARY AND CONFIDENTIAL

THE INFORMATION CONTAINED IN THIS DRAWING IS THE SOLE PROPERTY OF DYTRAN INSTRUMENTS INC. ANY REPRODUCTION IN PART OR AS A WHOLE WITHOUT THE WRITTEN PERMISSION OF DYTRAN INSTRUMENTS INC. IS PROHIBITED

6 4-WIRE CABLE

WIRE	36 AWG, 7/44 SILVER PLATED COPPER
WIRE INSULATION	PFA, .006 NOMINAL WALL
SHIELD	44 AWG SILVER PLATED SOFT COPPER BRAID
JACKET	PFA, WHITE, .006 INCH NOMINAL WALL
DIAMETER	Ø .045 NOMINAL
TEMP	-196 TO +200 DEG C
VOLTAGE	150 VOLTS AC

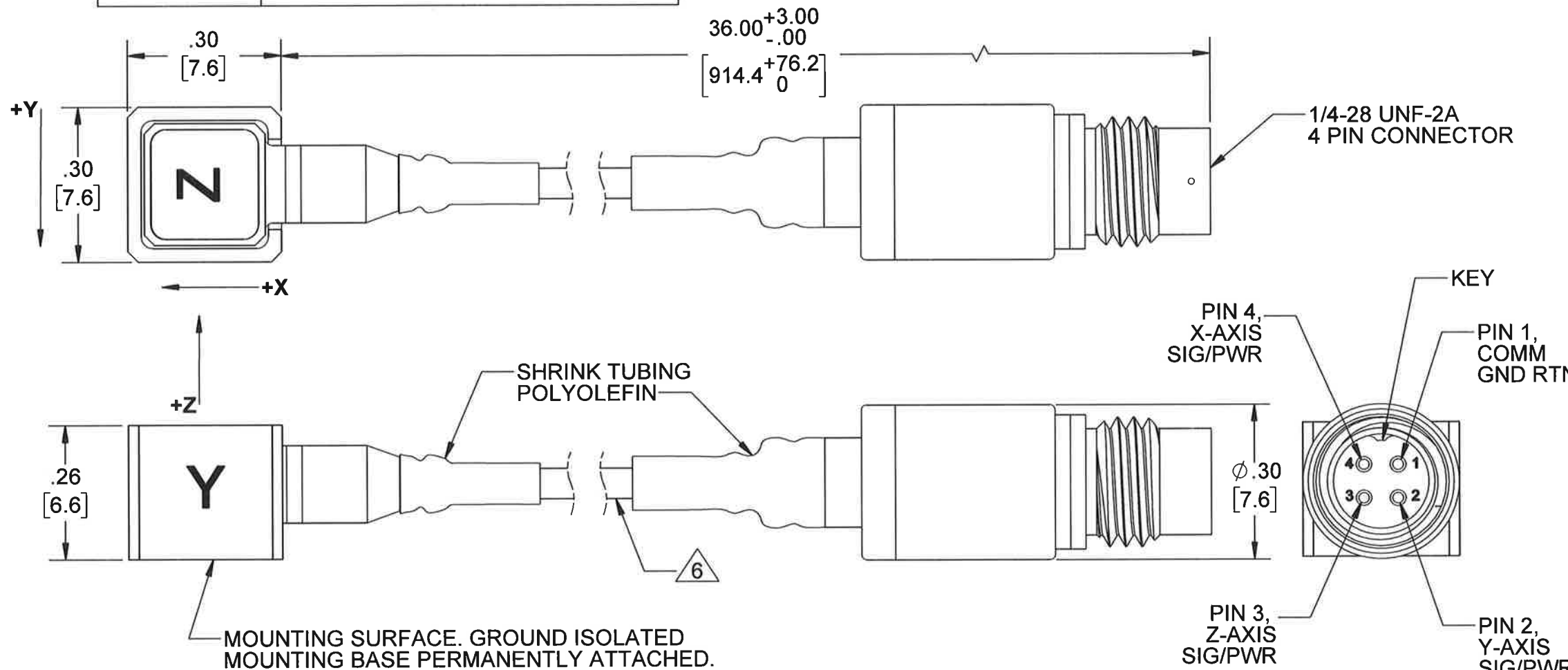
REVISIONS

REV.	ECN	DESCRIPTION	BY/DATE	CHK	APPR
A	13348	INITIAL RELEASE	NDC 03/16/17	LN	AS
B	13437	ADDED "LOW OUTGASSING" NOTE	JB 5/9/2017	MH	LN

MODEL	SENSITIVITY
3133D15T	0.25 mV/g
3133D16T	0.7 mV/g
3133D17T	2mV/g
3133D18T	5mV/g
3133D19T	10mV/g



REMOVAL TOOL, MODEL 6981, INCLUDED



7. LOW OUTGASSING.

6 SEE TABLE FOR 4 WIRE CABLE SPECIFICATIONS.

5. DYTRAN MODEL 6298 PETRO MOUNTING WAX AND MODEL 6981 REMOVAL TOOL, SUPPLIED.

4. ARROWS INDICATE DIRECTION OF ACCELERATION FOR POSITIVE OUTPUT.

3 FOR BEST FREQUENCY RESPONSE, PREPARE A FLAT MOUNTING SURFACE OF AT LEAST Ø .39, FLAT TO .0001 TIR. APPLY ONE DROP OF CYANOACRYLATE ADHESIVE TO MOUNT THE ACCELEROMETER.

2. HOUSING MATERIAL: TITANIUM ALLOY. ISOLATION BASE: ANODIZED ALUMINUM.

1. WEIGHT: 1.3 GRAMS MAX, LESS CABLE.

NOTES: UNLESS OTHERWISE SPECIFIED

UNLESS OTHERWISE SPECIFIED: INTERPRET DIM & TOL PER ASME Y14.5M - 1994. REMOVE BURRS. COUNTERSINK INTERNAL THDS 90° TO MAJOR DIA. CHAM EXT THDS 45° TO MINOR DIA. THD LENGTHS AND DEPTHS ARE FOR MIN FULL THDS. DIMENSIONS APPLY AFTER FINISHING.		UNLESS OTHERWISE SPECIFIED: DIMENSIONS ARE IN INCHES DIMENSIONS IN BRACKETS [] ARE IN MILLIMETERS TOLERANCES ARE: DECIMALS METRIC .XX ± .03 .X ± 0.8 .XXX ± .010 .XX ± 0.25 ANGLES ± 1°		<p>Chatsworth, CA</p>	
APPROVALS		DATE		TITLE:	
ORIG	NDC	03/13/17		OUTLINE/INSTALLATION DRAWING, 3133D15T	
CHK	LN	03/31/17			
APP	AS	04/04/17		SIZE	REV
DO NOT SCALE DRAWING		THIRD ANGLE PROJECTION USA	SCALE: 1:1	CAGE CODE 2W033	DWG NO 127-3133D15T
				SHEET 1 OF 1	

Model Number	PERFORMANCE SPECIFICATION		DOC NO PS3133D17T
3133D17T	Accelerometer, Triaxial, IEPE		REV D, ECN 15408, 11/11/19



- **ULTRA MINIATURE SIZE**
- **IDEAL LOW FREQUENCY RESPONSE**
- **LOW BASE STRAIN SENSITIVITY**
- **TEDS FEATURE**
- **GROUND ISOLATION**
- **LOW OUTGASSING**

PHYSICAL

Weight	
Mounting	
Integral Cable	Length
Connector	Type
Housing	Material
Isolation Cup	Material
Sensing Element	Material
	Mode

ENGLISH		SI	
0.05	oz	1.3	grams
Adhesive		Adhesive	
3	ft	914	mm
4-pin		4-pin	
Titanium		Titanium	
Anodized Al		Anodized Al	
Quartz		Quartz	
Shear		Shear	

PERFORMANCE

Sensitivity [1], [2], ± 25%	
Acceleration Range	
Frequency Range, ±5%	
Frequency Range, ±10%	
Linearity [4]	
Resonance Frequency	
Transverse Sensitivity	
Output Impedance	
Noise floor, Max.	

2.0	mV/g	0.20	mV/m/s ²
2,500	Gpeak	24525	m/s ² peak
0.7 to 6000	Hz	0.7 to 6000	Hz
0.7 to 10000	Hz	0.7 to 10000	Hz
± 1	% F.S.	± 1	% F.S.
>27	kHz	>27	kHz
6	%	6	%
100	Ω	100	Ω
0.15	Grms	1.47	m/s ² rms

ENVIRONMENTAL

Maximum Shock	
Maximum Vibration	
Operating Temperature	
TEDS Operating Temperature	
Seal	
Magnetic Sensitivity at 100 Gauss	
Base Strain Sensitivity	

4,000	Gpeak	39240	m/s ²
3,000	Gpeak	29430	m/s ²
-67 to +320	°F	-55 to 160	°C
-40 to +185	°F	-40 to +85	°C
Hermetic		Hermetic	
0.0002	g/Gauss	0.002	m/s ² /Gauss
0.001	g/με	0.01	m/s ² /με

ELECTRICAL

Compliance Voltage	
Current Range [4]	
Case Isolation, Min.	
Bias Voltage	
Discharge Time Constant	
Output Impedance	
TEDS Feature	

+18 to +30	VDC	+18 to +30	VDC
2 to 20	mA	2 to 20	mA
10	GΩ	10	GΩ
+7 to +10	VDC	+7 to +10	VDC
0.3 to 2.5	seconds	0.3 to 2.5	seconds
100	Ω	100	Ω
IEEE 1451.4		IEEE 1451.4	

This family also includes:

Model	Sensitivity (mV/g)	Range (Gpeak)	Resolution (Grms)	Oper. Temp(°F)	TC
3133D15T	0.25	20,000	0.50	-67 to 320	0.5 to 4.0
3133D16T	0.7	5,000	0.3	-67 to 320	0.5 to 2.5
3133D18T	5	1,000	0.06	-67 to 320	1.1 to 2.5
3133D19T	10	500	0.02	-67 to 320	1.1 to 2.5

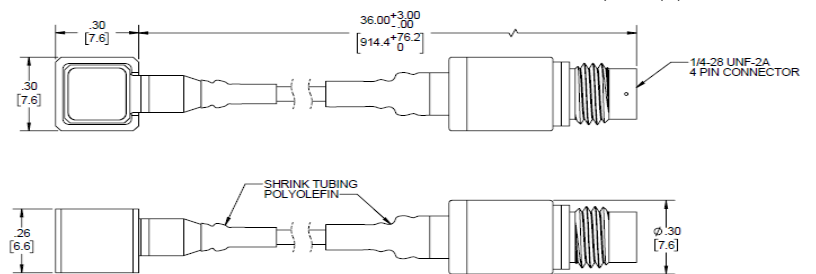
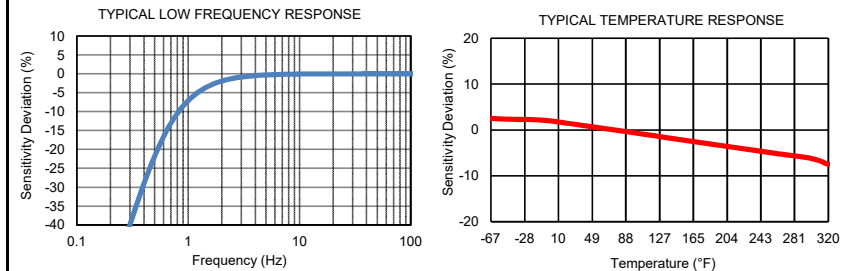
Refer to the performance specifications of the products in this family for detailed description

Supplied Accessories:

- 1) Model 6298 small petro wax
- 2) Model 6981 removal tool
- 3) Accredited calibration certificate (ISO 17025)

Notes:

- [1] Measured at 100 Hz, 10 Grms
- [2] Actual sensitivity is given on a calibration certificate
- [3] Measured using zero-based straight line method, % of F.S. or any lesser range.
- [4] Do not apply power to this device without current limiting, 20mA max, to do so will destroy the integral IC amplifier
- [5] In the interest of constant product improvement, we reserve the rights to change the specifications without notice. It is the customer's responsibility to validate that a particular product with the properties described in the product specification is suitable for use in a particular application. Parameters provided in datasheets and / or specifications may vary in different applications and performance may vary overtime. All operating parameters, including typical parameters, must be validated for each customer application by the customer's technical experts.



Units on the line drawing are in inches, units in brackets are in millimeters. Refer to 127-3133D15T for more information.



21592 Marilla Street, Chatsworth, California 91311 Phone: 818.700.7818 Fax:818.700.7880 www.dytran.com For permission to reprint this content, please contact info@dytran.com