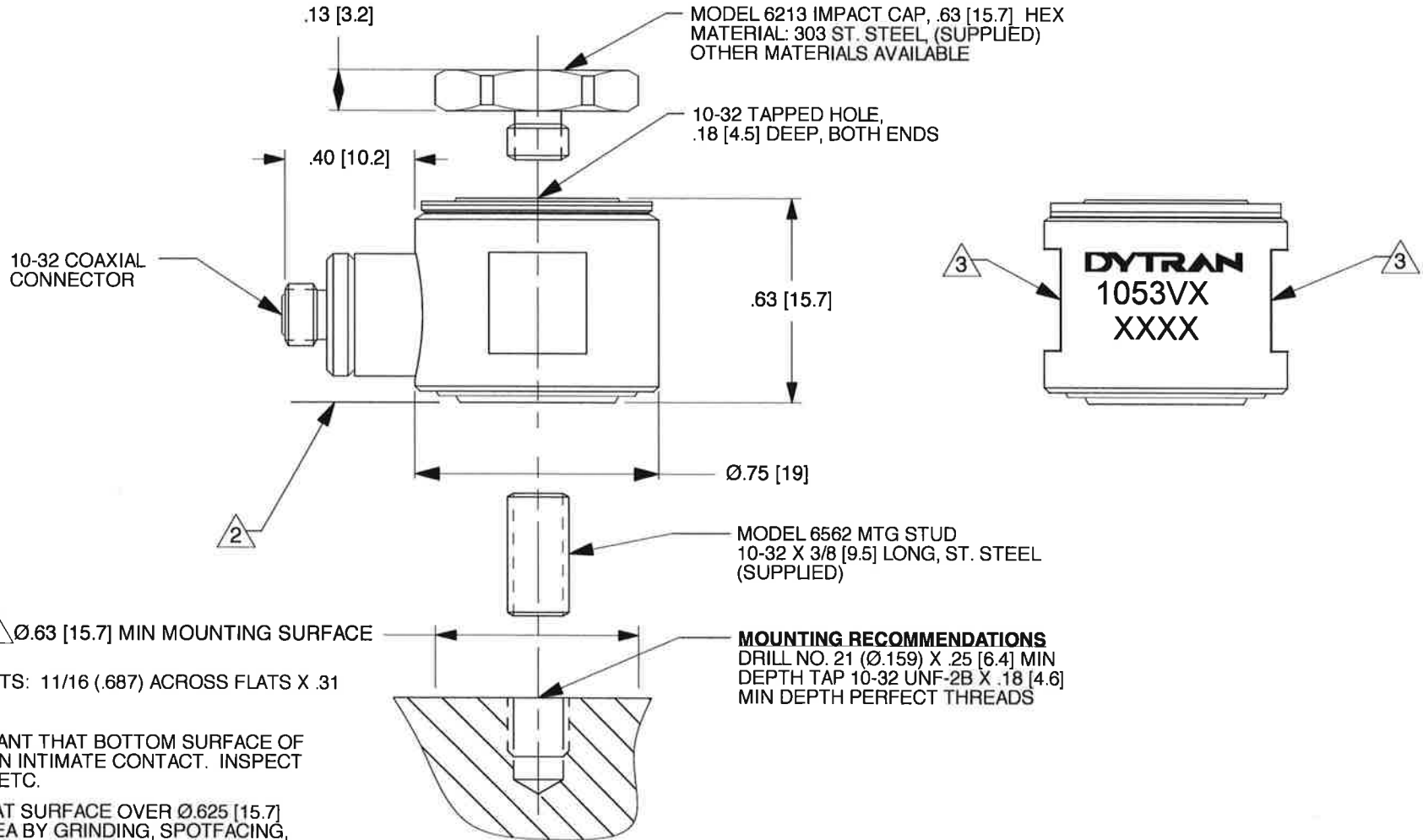


**DYTRAN PROPRIETARY AND CONFIDENTIAL**  
 THE INFORMATION CONTAINED IN THIS DRAWING IS THE SOLE PROPERTY OF  
 DYTRAN INSTRUMENTS, INC. AND ANY REPRODUCTION IN PART OR AS A WHOLE  
 OR ANY OTHER DISSEMINATION OF THIS INFORMATION WITHOUT THE WRITTEN  
 PERMISSION OF DYTRAN INSTRUMENTS, INC. IS PROHIBITED.

REV	ECN	DESCRIPTION	BY/DATE	CHK	APPR
A	11429	ADDED DIMENSION DIA .750	LA 11/05/14	JS	LN
B	13356	SEE ECN	RA 03/20/17	LA	LN



USED ON	NEXT ASSY
APPLICATION	
THIRD ANGLE PROJECTION USA	

UNLESS OTHERWISE SPECIFIED:  
 INTERPRET DIM & TOL PER ASME  
 Y14.5M-1994 REMOVE BURRS  
 COUNTERSINKS INTERNAL THDS 90°  
 TO MAJOR DIA CHAM EXT THDS 45°  
 TO MAJOR DIA THD LENGTHS AND  
 DEPTHS ARE FOR THDS PER MIL-S-  
 7742  
 DIMENSIONS APPLY AFTER  
 FINISHING.

ALL MACHINED SURFACES  
 TOTAL RUNOUT WITHIN .005 BREAK  
 SHARP EDGES .005 TO .010  
 MACHINE FILLET RADII .005 TO .015  
 WELDING SYMBOLS PER AWS A2.4  
 ABBREVIATIONS PER MIL-STD-12

UNLESS OTHERWISE SPECIFIED DIMENSIONS ARE IN INCHES. DIMENSION IN BRACKETS [ ] ARE IN MILLIMETERS. TOLERANCES ARE:		
INCHES .XX ± .03 XXX ± .010	METRIC X ± 0.8 .XX ± 0.25	ANGLES ± 1°
MATERIAL		
FINISH		
DO NOT SCALE DRAWING		

CONTRACT NO.		
APPROVALS		DATE
ORIG	N.C.	1/15/01
CHK	N.C.	1/15/01
APP	LN.	11/19/14
APP		

**MASTER COPY IF IN RED**  
**DYTRAN INSTRUMENTS, INC.**  
 CHATSWORTH, CA.

TITLE: **OUTLINE/INSTALLATION DRAWING, MODEL SERIES 1053V**

SIZE	CAGE CODE	DWG. NO.	REV
A	2W033	127-1053V	B
SCALE:	2X	ASHLAR GRAPHITE	SHEET 1 OF 1

Model Number 1053V2	<b>PERFORMANCE SPECIFICATION</b>					DOC NO PS1053V2
	<b>DYNAMIC FORCE SENSOR</b>					REV A, ECN 11034, 06/25/14



- COMPRESSIVE & TENSILE LOADINGS
- EXCELLENT LINEARITY

**PHYSICAL**  
Weight, Max.  
Connector  
Material  
Sensing Element

ENGLISH		SI	
1.0	oz	28	grams
10-32		10-32	
Stainless Steel		Stainless Steel	
Quartz		Quartz	
Compression		Compression	

**PERFORMANCE**  
Sensitivity, ± 10 %  
Compression Range  
Maximum Compression  
Tension Range  
Maximum Tension [1]  
Resolution  
Linearity [2]  
Resonant Frequency, Unloaded  
Stiffness, Force Sensor

100	mV/lbf	22.5	mV/N
50	lbf	222.4	N
1,000	lbf	4448	N
50	lbf	222.4	N
200	lbf	890	N
0.0007	lbf, rms	0.0031	N
±1	% Full Scale	±1	% Full Scale
75	kHz	75	kHz
11.4	lbf/μin	2.0	kN/μm

**ENVIROMENTAL**  
Maximum Shock, Unloaded  
Maximum Vibration, Unloaded  
Temperature Range  
Thermal Coefficient  
Seal

10,000	g pk	98100	m/s <sup>2</sup>
5,000	g pk	49050	m/s <sup>2</sup>
-100 to +250	°F	-73 to +121	°C
0.03	%/°C	0.05	%/°C
Epoxy		Epoxy	

**ELECTRICAL**  
Output Voltage F.S  
Output Impedance  
Bias Voltage  
Compliance Voltage Range  
Supply Current Range [3]  
Discharge Time Constant, Nom

±5	V	±5	V
<100	Ω	<100	Ω
7.5 to 9.5	VDC	7.5 to 9.5	VDC
18 to 30	VDC	18 to 30	VDC
2 to 20	mA	2 to 20	mA
100	Sec	100	Sec

**This family also includes:**

Model	Sens. (mV/lbf)	Compression Range (lbf)	Max. Compression (lbf)	Tension Range (lbf)	Max. Tension (lbf)	T.C. (sec)	Resolution (lbf, RMS)
1053V1	500	10	200	10	200	50	0.00014
1053V3	50	100	2000	100	200	500	0.0014
1053V4	10	500	10000	200	200	2000	0.007
1053V5	5	1,000	15000	200	200	2000	0.014
1053V6	1	5,000	15000	200	200	2000	0.07

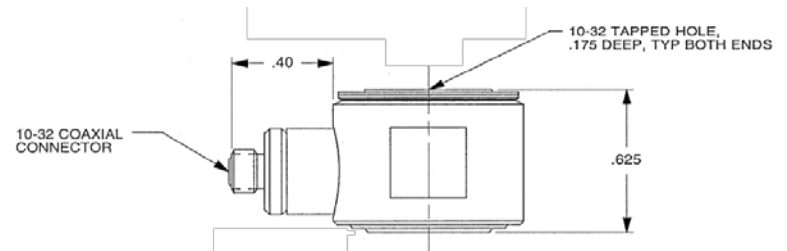
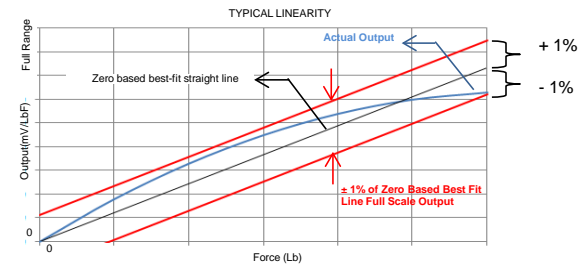
Refer to the performance specifications of the products in this family for detailed description.

**Supplied Accessories:**

- 1) Accredited calibration certificate (ISO 17025)
- 2) Model 6213 steel impact cap, Model 6562 10-32 mounting stud

**Notes:**

- [1] Absolute maximum tension. Do not exceed in any case!
- [2] Percent of full scale or any lesser range, Zero based best-fit straight line method.
- [3] Do not apply power to this system without current limiting, 20 mA MAX. To do so will destroy the integral IC amplifier
- [4] In the interest of constant product improvement, we reserve the right to change specifications without notice.



Units on the line drawing are in inches, units in brackets are in millimeters. Refer to 127-1053V for more information.



21592 Marilla Street, Chatsworth, California 91311 Phone: 818.700.7818 Fax: 818.700.7880 www.dytran.com  
For permission to reprint this content, please contact info@dytran.com